



REPORT ON THE PCC'S CONSULTATION ON PROPOSALS ON THE POLICING PRECEPT LEVEL

1. Purpose of Report

1.1. To provide the Police and Crime Panel (PCP) with a summary of the PCC's public consultation on the proposed 13% increase in the policing precept (policing part of council tax).

2. Background and Main Considerations for the Panel

2.1. The public consultation on the policing precept began on 3 January 2018 and closed on 31 January 2019. This report covers all responses from the consultation led by Communications and Engagement.

2.2. The consultation strategy has built on experience in recent years and the increased public awareness. This year the priority has been to direct all consultation responses through the PCC's short and simple survey. This survey consulted on views on the precept proposal and short summary of policing priorities.

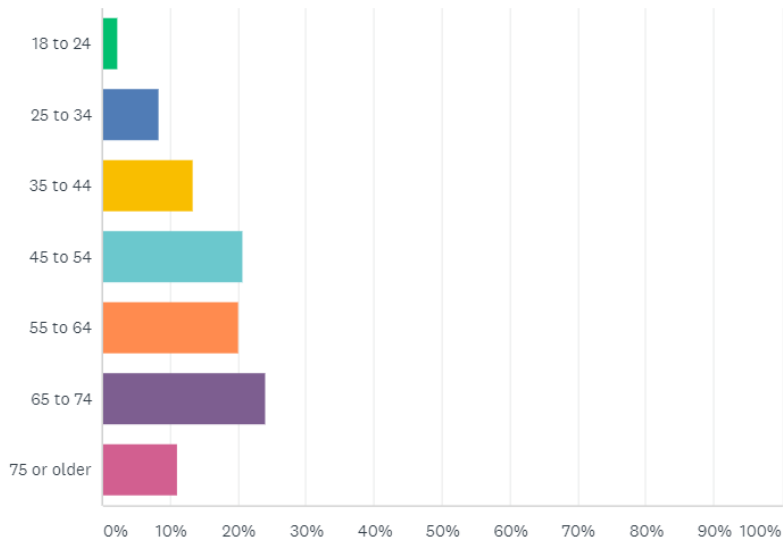
2.3. A range of channels were used to raise awareness and encourage completion of the consultation survey.

- High profile media campaign launching the precept proposals for consultation
- Social media awareness campaign
- Short video to set out the precept proposals
- Community messaging
- PCC participation in local TV and radio programmes
- Engagement with local media and press statements
- PCC and D/PCC engagement with local communities at 11 area boards and parish councils in January. (7 - Wiltshire & 4 - Swindon)

3. The Consultation

3.1. I have been overwhelmed with the response with a total of 2320 responses to the consultation. This is an increase of 360% from the 635 last year. This has been the highest number responding to any police consultation in recent years and I am grateful to the public for taking the time to share their views.

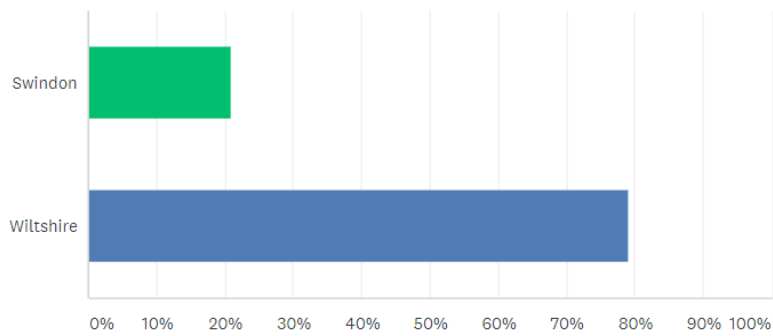
3.2. The responses have been made up of the following ages:



ANSWER CHOICES	RESPONSES
18 to 24	2.21% 51
25 to 34	8.46% 195
35 to 44	13.32% 307
45 to 54	20.70% 477
55 to 64	20.18% 465
65 to 74	24.05% 554

Figure 1 Policing Precept consultation survey by age

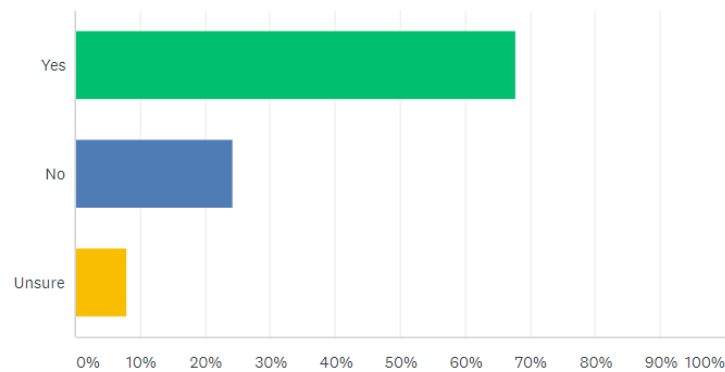
3.3. From the following local authority area



ANSWER CHOICES	RESPONSES
Swindon	20.99% 487
Wiltshire	79.01% 1,833
TOTAL	2,320

Figure 2 Policing Precept consultation survey by local authority area

3.4. The breakdown of responses supportive of the increase is shown below

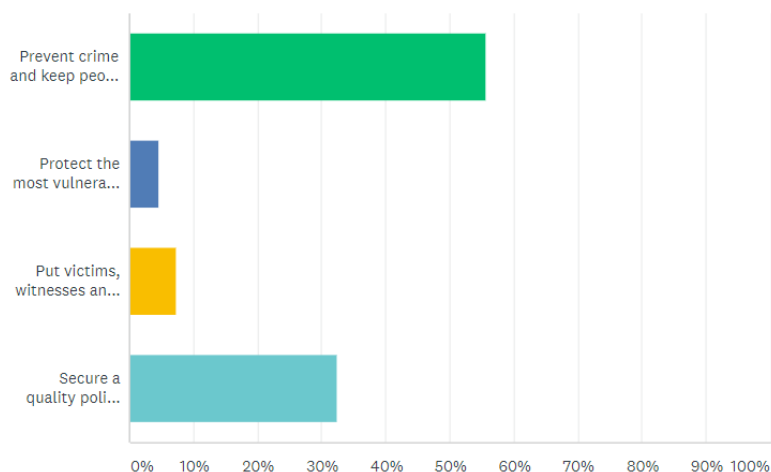


ANSWER CHOICES	RESPONSES	
▼ Yes	67.84%	1,574
▼ No	24.27%	563
▼ Unsure	7.89%	183
TOTAL		2,320

3.5. As the chart sets out, a significant majority, 68% of respondents, were supportive of the proposed increase with 24% not supportive and 8% unsure.

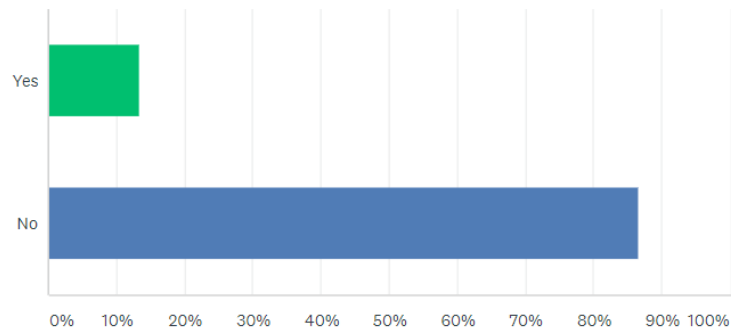
3.6. The high number of responses and the significant majority in support demonstrate overwhelming public support for the proposed precept increase and the spending plans I have set out.

3.7. I also asked the public to identify their most significant priority in my Police and Crime Plan. It is clear that the public identify with the work to prevent crime and keep people safe and in making sure the police service is providing value for money.



ANSWER CHOICES	RESPONSES	
▼ Prevent crime and keep people safe	55.57%	1,281
▼ Protect the most vulnerable people in society	4.64%	107
▼ Put victims, witnesses and communities at the heart of everything we do	7.29%	168
▼ Secure a quality police service that is trusted and efficient	32.49%	749
TOTAL		2,305

3.8. To provide some context to the experience of service, respondents were asked if they had been a victim of crime in the last 12 months.



ANSWER CHOICES	RESPONSES
Yes	13.39% 309
No	86.61% 1,999
TOTAL	2,308

3.9. There is a wealth of valuable information within the survey response and this will take time to analyse. 40% of respondents provided additional comments as part of the survey. The main themes raised are included in Appendix A.

3.10. In addition, a small number of emails (37) were sent directly to the OPCC that are consistent with the themes presented below.

4. Recommendations

4.1. Panel members are asked to note and consider this report as part of their recommendation on my precept proposals.

Appendix A

Theme	Issues identified
Increase in policing 577 responses	Improve visibility of police Increased foot patrols Increase police numbers
Support for precept rise 267 responses	Welcome more money for policing Messages of support to policing
Areas to improve efficiency 226 responses	Improve police visibility in rural communities Ensure senior management is streamlined and effective Improve the governance and accountability of policing Improve efficiency of support services
Policing should be funded by government 137 responses	Recognition that policing has had significant reductions in resources and this was shifted onto local communities. Support for more funding to come from central government and fairer funding.
Difficulty is personally funding the increase 89 responses	Concerns around ability to pay and the level of taxation.
Unsatisfactory service 57 responses	Issues of poor service General dissatisfaction Individual issues related to specific part of the policing service